

One-Day Seminar

**MTMI**

20900 Swenson Dr, Suite 650  
Waukesha, WI 53186

PRSR  
STANDARD  
U.S. POSTAGE  
**PAID**  
MILWAUKEE, WI  
PERMIT NO. 4185



# DIGITAL Mammography

**Instructor:**

**Jerry A. Thomas, MS, DABR, CHP, DABSNM**

**March 26, 2011 in Cincinnati, OH**

**One Day Seminar**

**Digital Mammography**

**March 26, 2011 in Cincinnati, OH**

**MTMI**

Medical Technology  
Management Institute

*Making Technology Work for You!*

## About the Seminar

Full Field Digital Mammography (FFDM) is a growing new technology for imaging the breast, which improves image quality, increases throughput, and reduces radiation dose. It also improves imaging of dense breasts and the ability to do post-processing of the image. Many facilities are moving toward this new technology, which is an essential component of the all-digital imaging department. The Mammography Quality Standards Act (MQSA) requires 8 hours of training in all new modalities such as FFDM before performing patient procedures.

*This seminar will fulfill your 8 hour of digital mammography training as required by MQSA.*

## Who Should Attend

- mammography techs
- supervisors
- MQSA inspectors
- vendor personnel

## About the Instructor

**Jerry A. Thomas, MS, DABR, CHP, DABSNM**



Diagnostic Medical Physicist  
Radiation Safety Officer  
Via Christi Regional  
Medical Center,  
Wichita, KS

## Objectives

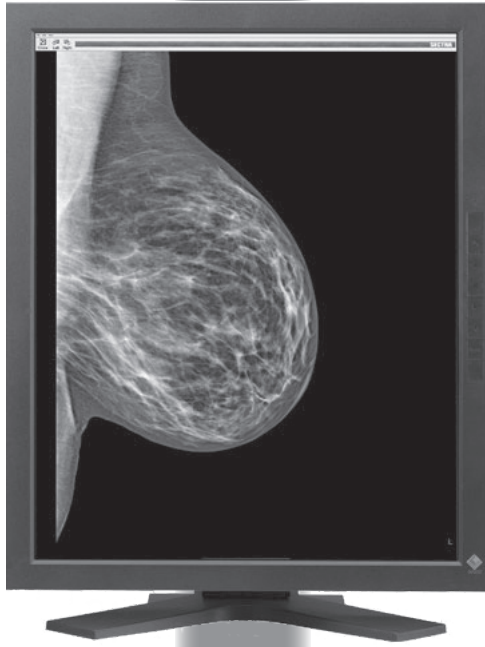
*At the completion of this seminar, participants will be able to:*

- Describe the differences between imaging systems used to perform Full Field Digital Mammography (FFDM) examinations.
- Describe and develop a comprehensive quality assurance program for digital mammography.
- Understand the differences between film-screen and digital imaging.
- Describe the parameters in digital imaging that control resolution and contrast.
- Know the differences in image display/output devices used in digital mammography.
- Describe newly emerging technologies used with digital mammographic imaging.

Jerry A. Thomas recently moved to the Via Christi Regional Medical Center (VCRMC), Wichita, KS from the Uniformed Services University of the Health Sciences. He is the diagnostic medical physicist and radiation safety officer at the VCRMC. Jerry holds a Master of Science degree in Radiation Biophysics from the University of Kansas and is board certified in Radiological Physics, Health Physics and Nuclear Medicine. He has more than 30 years' experience in teaching, clinical service and research in many areas of medical imaging. Jerry has been a pioneer in the development and implementation of digital imaging technologies and the electronic communication of medical images over networks to support diagnostic medicine. He has been invited to give numerous presentations on these topics at both local and national conferences. Jerry also has extensive experience teaching technologists and students on medical imaging topics, and will share his knowledge of digital mammography in this seminar. MTMI is proud to have Jerry serve as an instructor for this important new diagnostic capability.

## Continuing Education Credit

This seminar provides **8 hours of Category A** continuing education credit for radiologic technologists recognized by the ARRT and various licensure states. It also provides **8 hours** of training in digital mammography as a new modality as **required by MQSA**. A certificate of attendance will be provided for each individual upon completion of the course. Attendees must attend the entire course to receive full credit.



I think Mr. Thomas did a wonderful job making a highly technical lecture actually pleasant. He is very easy to listen to and adds just enough flavor of humor to get through some difficult material.

Thank you, Mr. Thomas.






Carol, RT(R)(M)  
who attended in Raleigh, NC  
on November 7

## Seminar Schedule

- 8:00 am **Registration and Coffee**
- 8:30 am **Breast Cancer & Digital Mammography**
- Breast cancer development & risk
  - Mammographic features of breast cancer
  - Advantages of digital mammography
- 9:20 am **Basic Concepts of Digital Imaging**
- Principles of digital data
  - Digital image formation
    - pixel matrix
    - bits per pixel
  - Image displays & image quality
  - Image storage & retrieval
- 10:10 am **Informal Discussion and Break**
- 10:20 am **Understanding Digital Imaging Detectors**
- X-ray - production, absorption, transmission & detection
  - Detector types - wide area, scanning slot
  - Operational differences
- 11:10 am **Features of Digital Mammography Systems**
- 12:00 pm **Lunch (on your own)**
- 1:00 pm **Digital Mammography Q.C.(continued)**
- Technologist testing
    - GE Senographe 2000D & DS
    - LoRad Selenia
    - Fischer Senoscan
  - Image Quality
  - Radiation Dose
  - Artifacts
- 1:50 pm **Digital Mammography Image Display**
- Hard copy display devices
    - dry copy laser printers
    - wet copy laser printers
  - Soft copy display devices
- 2:40 pm **Informal Discussion and Break**
- 2:50 pm **ACR Accreditation of Digital Mammography Units**
- Application process
  - Training requirements
    - technologist
    - medical physicist
    - physician
  - QC program
- 3:40 pm **Advanced Application of Digital Mammography**
- Computer aided detection
  - Computer aided diagnosis
  - Tomosynthesis
  - Dual energy imaging
  - Contrast media mammography
- 4:30 pm **Adjourn**

## Registration

To register for this seminar:

-  go to [www.mtmi.net](http://www.mtmi.net) or
-  complete the registration form below and
-  mail it with your tuition to MTMI, or
-  call (800) 765-6864 using MasterCard or Visa, or
-  fax the form to (262) 717-9171 w/credit card info

- Refunds, minus a \$30 processing fee, will be granted for cancellations received prior to the Tuesday before the seminar.
- Cancellations received after the Tuesday preceding the seminar will receive a credit toward a future MTMI seminar, minus the \$30 processing fee. No refunds will be made after the seminar.

Registration Discounts:

Group discounts - must register at the same time:

- 3-5 attendees receive a 5% discount on each registration
  - 6+ attendees receive a 10% discount on each registration
- The discount is not applicable if the tuition is paid by purchase order. For student rates, contact MTMI. Members of MTMI receive a 10% discount. Only one discount may be applied except for Institutional Members.

MTMI reserves the right to cancel any scheduled program because of low advance registration or other reasons. MTMI's liability is limited to a refund of any program tuition paid. MTMI recommends that attendees use refundable airline tickets. In case of cancellation of a seminar for any reason, MTMI is not responsible for travel costs incurred by attendees including non-refundable airline tickets.

## Membership

Membership in the Medical Technology Management Institute includes:

- discounts on MTMI services
- member newsletter
- web access to MTMI records
- yearly transcripts
- special benefits throughout the year exclusive to members

Joining MTMI with this registration qualifies you for the member price. Check the membership box  on the registration form or call MTMI. Annual membership dues for technologists are \$45. **Seminar discount effective immediately.**

## Location & Accommodations

### Cincinnati, OH/Hebron, KY - March 26, 2011

Cincinnati Airport Doubletree

2826 Terminal Drive

Hebron, KY 41048

859-371-6166

[www.cincinnatiairport.doubletree.com](http://www.cincinnatiairport.doubletree.com)

Room Rate: \$79 single

Make reservations by 2/11/11 and identify yourself as an MTMI attendee.

Free hotel parking.

Hotel provides free shuttle to and from the airport.

**• • • Register early and SAVE! • • •**

Registration Form      Digital Mammography      March 26, 2011 in Cincinnati, OH     

Name: \_\_\_\_\_ degree/title \_\_\_\_\_

Home Address \_\_\_\_\_ City \_\_\_\_\_

State: \_\_\_\_\_ Zip code: \_\_\_\_\_ \*e-mail \_\_\_\_\_

\* registration confirmation will be sent to this e-mail address-PRINT CLEARLY

Day phone ( ) \_\_\_\_\_ Eve. phone ( ) \_\_\_\_\_ FAX ( ) \_\_\_\_\_

Credit Card Number \_\_\_\_\_  MasterCard  Visa  Check

Expiration Date \_\_\_\_\_ Signature \_\_\_\_\_

**Please enclose payment by credit card or check made out to MTMI:**

- \$45 Yes! Enroll me in an Annual **MTMI** membership (discount effective immediately)

Regular price:  \$195 (**MTMI** members \$175) - within 14 days of seminar

Advance price:  \$185 (**MTMI** members \$166) - 14 days before seminar

At-the-door price:  \$205 (**MTMI** members \$185)

Group discount:  3-5 attendees (5%) (must register together)

- 6 or more attendees (10%) (must register together)

Return to: **MTMI** ♦ 20900 Swenson Dr., Suite 650 ♦ Waukesha, WI 53186

800-765-MTMI(6864) or 262-717-9797 or fax 262-717-9171 or e-mail [custservice@mtmi.net](mailto:custservice@mtmi.net)

Your satisfaction with **MTMI** programs is guaranteed, a guarantee we are confident you won't need to use.

Total:

\$ \_\_\_\_\_



Call 800-765-6864  
2 weeks before the  
seminar if you have  
special needs.