

# 2012

## 40 Hour Mammography Training Course

February 22-26, 2012 in Orlando, FL  
April 25-29, 2012 in Dallas, TX  
June 20-24, 2012 in San Jose, CA  
July 9-13, 2012 in Boston, MA  
August 1-5, 2012 in Washington, DC  
August 15-19, 2012 in Las Vegas, NV  
September 5-9, 2012 in Atlanta, GA  
October 10-14, 2012 in Seattle, WA  
October 24-28, 2012 in Atlantic City, NJ

Now offering  
8 hours  
Digital  
Mammography  
Training option

# MTMI

Medical Technology  
Management Institute

*Making Technology Work for You!*

## About the Course

The MTMI Mammography Course for Technologists continues its reputation as the premier training course for mammography technologists and includes 8 hours introduction to digital mammography as required by MQSA for operations of digital mammography devices.

This comprehensive course uses lecture sessions, radiographs and hands-on training sessions with live models to enhance your skills and understanding of the mammography process. Quality control, technologist responsibilities for quality assurance, positioning with breast implants as required by MQSA, and film critique are also covered.

These sessions are designed to meet FDA regulatory requirements and for registry exam preparation. The Mammography Quality Standard Act (MQSA) mandates that technologists complete 40 hours of documented training specific to mammography. In addition, 25 mammography exams (not included in this course) must be performed under the direct supervision of a qualified mammographer and can be counted toward the 40 hour training requirement.

## Faculty

### Shelly Lille', BS, RT (R) (M)

Shelly holds a Bachelor of Science Degree in Education from the State of New York at Cortland, has been an active technologist since 1979, and currently is an independent mammography consultant. For over five years, Shelly held the position of Chief Technologist at the world-renowned Wende Logan-Young, MD Breast Clinic in Rochester, New York, where she played a key role in operation of the clinic. Shelly has consulted with manufacturers on the design of mammography systems and has conducted many educational programs for mammographers throughout the United States and Canada. Shelly is co-author of a technique and positioning book on mammography. You will find Shelly's extensive knowledge and experience in mammography will make this a very rewarding educational experience.

### Wendy Marshall, RT (R) (M)

Wendy has been involved in the field of mammography for more than 20 years. She has held a variety of positions including that of Section Leader in Mammography for The Dean Health Systems in Madison WI. Currently she is the QC Technologist for two mammography facilities, continues to perform mammography, and is a member of the core biopsy team. She has used her experience to lecture at various seminars and in-services, and has been an instructor for MTMI's Mammography course for Technologists since 1996. She traveled to Bangkok, Thailand in 1995 and 2001 to instruct technologists and participated in the "Train the Trainer" program for Siriraj Hospital

## Objectives

*At the completion of this course, participants will be able to:*

- demonstrate basic positioning for the CC and MLO views.
- explain advanced positioning techniques for supplementary views, difficult patients and implant patients.
- describe how various physical characteristics of the x-ray tube affect mammographic imaging.
- perform mammography quality control testing procedures per MQSA guidelines.
- describe the differences between imaging systems used to perform Full Film Digital Mammography (FFDM) examinations.
- describe and develop a comprehensive quality assurance program for digital mammography.
- understand the differences between film-screen and digital imaging.
- describe the parameters in digital imaging that control dose reduction, resolution and contrast.

## Educational Credit

MTMI's Initial Training Course uses lecture session, case studies and hands-on positioning on live models to satisfy your MQSA training requirement. Choose the training course that suits you best:

- 3 day (**27.5 hour-CMEs**) course includes anatomy, positioning, quality control & interventional procedures.
- 4 day (**35.5 hour-CMEs**) training adds 8 hours of digital mammography training.
- 5 day (**40 hour-CMEs**) comprehensive training adds mammographic pathology, image evaluation and a comprehensive review.
- The 1 day (**8 hour-CMEs**) *Digital Training Option* is also available for qualified mammographers to meet their MQSA digital requirement.



Wow! So impressed with this course. Both Wendy and Shelly are a wealth of information. This has been one of the most informative and fun courses I have ever taken. Attending this course has significantly improved my skill as a radiographer and has made me excited about the field of mammography.

Mary from California who attended the October 2010 course in San Jose, CA



## Schedule

(lunch on your own each day)

### Day One - 8:00 am to 5:15 pm

- Patient Communication
- Breast Anatomy and Physiology
- Physics and Technology of Mammography
- Mammography Quality Standards Act

### Day Two - 8:00 am to 5:00 pm

- Basic Positioning - CC and MLO
- Advanced Positioning and Supplemental Views
- Special Circumstances
- Clinical Image Evaluation

### Day Three - 8:00 am to 8:30 pm

- Quality Control Testing
- Processor Quality Control and Crossover
- Interventional Procedures
- Hands-on Positioning
- ... **End of 3 Day Course ...**

### Day Four - 8:30 am - 4:30 pm (8 Digital Mamm credits)

- Introduction to Digital Mammography
- Principles of Digital Mammography
- Comparing Digital to Analog
- Digital Imaging Detectors
- Operational Difference
- Digital Mammography Display
  - Hard copy display and soft copy display
- Digital Mammography QC
  - Image quality and artifacts
  - Quality Control Guidelines
  - Radiologist, medical physicist & technologist testing
    - image quality and radiation dose
- ACR/MQSA Requirement for Digital Mammography
- Accreditation
  - Application process
  - Training requirements
- Advanced Applications
- ... **End of 1 Day and 4 Day Course ...**






Digital Training Day Option

### Day Five - 8:00 am to 12:15 pm

- Breast Pathology and Case Reviews
- Patient Relations
- Review
- ... **End of 5 Day Course ...**

## Registration

### To register for this course:

-  go to [www.mtmi.net](http://www.mtmi.net) or
-  complete the registration form below and
-  mail it with your tuition to **MTMI**, or
-  call **(800) 765-6864** using MasterCard or Visa, or
-  fax the form to **(262) 717-9171** w/credit card info

# MTMI

Medical Technology  
Management Institute

- Refunds, minus a \$50 processing fee, will be granted for cancellations received 3 days prior to the course.
- Cancellations received within 3 days of the course will receive a credit toward a future **MTMI** program, minus the \$50 processing fee. No refunds will be made after the course has begun.

**MTMI** reserves the right to cancel any scheduled program because of low advance registration or other reasons.

**MTMI's** liability is limited to a refund of any program tuition paid. **MTMI** recommends that attendees use refundable airline tickets. In case of cancellation of a seminar for any reason, **MTMI** is not responsible for travel costs incurred by attendees including non-refundable airline tickets.

## Membership

Membership in the Medical Technology Management Institute includes:

- discounts on **MTMI** services
- web access to **MTMI** records

Joining **MTMI** with this registration qualifies you for the member price. Check the membership box  on the registration form or call **MTMI**. Annual membership dues for technologists are \$39. Seminar discount effective immediately.

## Location

Specific location and accommodation information will be listed on our website as soon as arrangements have been made.

Please go to:  
[www.mtmi.net](http://www.mtmi.net)  
or call  
800-765-6864

Registration Form **40 Hour Mammography Training Course - date/city:** \_\_\_\_\_

Please Print Clearly - This is how your name will appear on your certificate.

Name: \_\_\_\_\_ degree/title \_\_\_\_\_

Home Address \_\_\_\_\_ City \_\_\_\_\_

State \_\_\_\_\_ Zip code \_\_\_\_\_ \*e-mail \_\_\_\_\_

\* registration confirmation sent to this e-mail address - PRINT CLEARLY

Day phone ( ) \_\_\_\_\_ Eve. phone ( ) \_\_\_\_\_ FAX ( ) \_\_\_\_\_

Credit Card Number \_\_\_\_\_  Master Card  Visa  Check

Expiration Date \_\_\_\_\_ Signature \_\_\_\_\_

### Payment may be made by check (made out to MTMI) or credit card

Choose Course:	Early registration - 21 days prior -	Regular registration - within 21 days -
1 Day - Digital Mamm	<input type="checkbox"/> \$185 (*\$166)	<input type="checkbox"/> \$195 (*\$175)
3 Day Mamm Course	<input type="checkbox"/> \$695 (*\$670)	<input type="checkbox"/> \$750 (*\$725)
4 Day Mamm Course	<input type="checkbox"/> \$850 (*\$825)	<input type="checkbox"/> \$895 (*\$870)
5 Day Mamm Course	<input type="checkbox"/> \$950 (*\$925)	<input type="checkbox"/> \$995 (*\$970)
(* Membership price) <b>Join Now</b> - <input type="checkbox"/> \$39 Discount effective immediately		



Call 800-765-6864  
2 weeks before the  
program if you have  
special needs.

Total

\$ \_\_\_\_\_

Return to: **MTMI** ♦ 20900 Swenson Dr., Suite 650 ♦ Waukesha, WI 53186

800-765-MTMI(6864) or 262-717-9797 or fax 262-717-9171 or e-mail [custservice@mtmi.net](mailto:custservice@mtmi.net)

Your satisfaction with **MTMI** programs is guaranteed, a guarantee we are confident you won't need to use.