

th
19 Annual
Clinical Utilization
Color Doppler
Ultrasound



Chicago, IL
March 20-21, 2010

MTMI

Medical Technology
Management Institute

About this Seminar

Color Doppler Ultrasound (CDU) is a valuable tool for diagnosing vascular abnormalities. The technology continues to be refined to expand its applications. A very experienced and knowledgeable faculty will address areas of appropriate utilization for this imaging technique. Practical applications, scanning techniques and diagnostic interpretation will be stressed with faculty-audience discussion encouraged throughout the seminar. Scanning workshops using live models will highlight the program. This stimulating and convenient two day program always receives high marks and will update your skills in this important diagnostic area. This program is designed for radiologists, vascular surgeons, physicians, residents, fellows, sonographers and other health care professionals wanting to enhance their imaging skills in vascular ultrasound.

Faculty

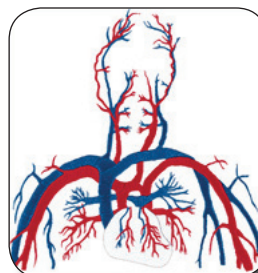
W. Dennis Foley, MD
Professor of Radiology
Medical College of Wisconsin
Milwaukee, Wisconsin

Myron A. Pozniak, MD
Professor of Radiology
University of Wisconsin
Madison, Wisconsin

Joseph F. Polak, MD, MPH
Professor of Radiology
Tufts University School of Medicine
Boston, Massachusetts

Daniel A. Merton, BS, RDMS
Technical Coordinator of Research
The Jefferson Ultrasound Research and Education Institute
Philadelphia, Pennsylvania

Eric Hohenwarter, MD
Assistant Professor of Radiology and Surgery
Medical College of Wisconsin
Milwaukee, Wisconsin



CME Credit

The Medical Technology Management Institute (MTMI) is accredited by the Accreditation Council for Continuing Medical Education for physicians.

MTMI designates this educational activity for a maximum of 13.25 hours in category 1 credit toward the AMA Physician's Recognition Award. Each physician should claim only those hours of credit that he/she actually spent in the educational activity.

Credit will also be awarded to sonographers and technologists as SDMS credit and ARRT Category A credit.

Conference Schedule

| | | |
|----------|--|---------------------------------------|
| ••••• | Day One | ••••• |
| 7:00 am | <i>Registration and Coffee</i> | |
| 8:00 am | Basics of Abdominal Doppler: Waveforms & Artifacts..... | Pozniak |
| 8:45 am | Optimization Techniques for Color Flow Imaging | Merton |
| 9:15 am | Carotid Arteries: Stenosis & Stents | Polak |
| 10:00 am | <i>Informal Discussion and Break</i> | |
| 10:15 am | Optional Hands-on Scanning Techniques Instruction (parallel session) | |
| 10:15 am | Renal Vascular Imaging: Ultrasound vs. CTA/MRA Point/Counterpoint | Foley/Pozniak |
| 11:00 am | Doppler Ultrasound Imaging of TIPS | Foley |
| 11:35 am | Interpretation Challenges of Interesting Cases | Polak |
| 12:00 pm | <i>Lunch (on your own)</i> | |
| 1:00 pm | Ultrasound Imaging and Doppler of the Native Liver | Pozniak |
| 1:45 pm | Color Doppler of the Lower Extremity Veins | Polak |
| 2:15 pm | Ultrasound Imaging of Transplants: Liver, Renal & Pancreas ... | Pozniak |
| 3:15 pm | <i>Informal Discussion and Break</i> | |
| 3:30 pm | Workshops/Scanning Demonstrations | Faculty (Four 30 Minute Workshops) |
| 5:30 pm | <i>Adjourn for the Day</i> | |
| ••••• | Day Two | ••••• |
| 7:00 am | <i>Coffee</i> | |
| 7:30 am | Advances in Diagnostic Ultrasound Technology | Merton |
| 8:00 am | Scrotal Imaging | Pozniak |
| 8:30 am | Doppler of the Lower Extremity Arteries | Polak |
| 9:00 am | Sonographic Evaluation of Dialysis Fistulas, Pre & Post | Foley |
| 9:30 am | Intraoperative Ultrasound Imaging | Merton |
| 10:00 am | <i>Informal Discussion and Break</i> | |
| 10:15 am | Varicose Vein Examination and Venous Insufficiency Measurements | Hohenwalter |
| 10:45 am | Doppler Imaging of the Celiac and Mesenteric Vessels | Foley |
| 11:15 am | Abdominal Aortic Aneurysms & Endografts | Polak |
| 11:45 am | Pseudoaneurysms and Thrombin Therapy | Foley |
| 12:15 pm | Laser and RF Vein Ablations | Hohenwalter |
| 12:45 pm | Potpourri of Interesting Cases | Foley |
| 1:15 pm | <i>Adjourn</i> | |

Educational Objectives

At the completion of this seminar attendees will:

- Understand how to successfully conduct and interpret color Doppler examinations for various vascular structures.
- Review the current state-of-the-art applications of Color Doppler Ultrasound.
- Learn the capabilities, limitations & pitfalls of this diagnostic technique.
- Learn practical techniques for imaging vascular structures.

Workshops

Members of the seminar faculty will present live scanning workshops demonstrating various clinical applications of color Doppler ultrasound. Each workshop will be 30 minutes in length and will be repeated four times to allow participation in the workshops of your choice. These workshops will be interactive with audience input encouraged.

Acknowledgement

MTMI would like to thank the following companies for their generous educational support and participation in this meeting.

- Philips Ultrasound
- Siemens Ultrasound Group
- GE Ultrasound
- Toshiba America Medical Systems
- Zonare
- Med-Pro Imaging

Location and Accommodations

Chicago, IL - March 20-21, 2010

Embassy Suites O'Hare
5500 North River Rd.
Rosemont, IL 60018
1-800EMBASSY
www.embassysuites.com
Room Rate: \$89 single/double
Make reservations by 2/26/10
and request this discounted MTMI rate.
Parking: \$13 special rate

Membership

Membership in the Medical Technology Management Institute includes:






- ◆ discounts on MTMI services
- ◆ yearly transcripts
- ◆ web access to MTMI records
- ◆ member newsletter
- ◆ special benefits throughout the year exclusive to members

Joining MTMI with this registration qualifies you for the member discount. Indicate your interest in membership on the registration form or call MTMI. Annual membership dues for technologists, residents, fellow and sonographers are \$42.50. Dues for physicians are \$79. Discount effective immediately.

Registration

**Note: Enrollment is limited.
Get your registration in early!**

To register for this seminar:

-  go to www.mtmi.net or
-  complete the registration form below and
-  mail it with your tuition to MTMI, or
-  call (800) 765-6864 using MasterCard or Visa, or
-  fax the form to (262) 717-9171 w/credit card info

- Refunds, minus a \$50 processing fee, will be granted for cancellations received prior to March 1.
- Cancellations received after March 1 will receive a credit toward a future MTMI seminar, minus the \$50 processing fee. No refunds will be made after the seminar.

MTMI reserves the right to cancel any scheduled program because of low advance registration or other reasons. MTMI's liability is limited to a refund of any tuition fee paid.

Volume Discounts for 3 or more individuals from the same facility registering at the same time, are available. Members of MTMI will receive a discount. (see below) For information on discounts and benefits of MTMI membership, contact MTMI. You are invited to tell your colleagues about this seminar or forward this brochure to them.

Tax Deduction

The expense of continuing education, when taken to maintain and improve professional skills, is tax deductible. Please contact your accountant for details.

*Your satisfaction with MTMI programs is guaranteed,
a guarantee we are confident you won't need to use.*


Registration Form:

Color Doppler Ultrasound

March 20-21, 2010 - Chicago, IL

Please print clearly - this is how your name will appear on your certificate.

Name: _____ degree/title: _____

Home Address: _____ City: _____

State: _____ Zip code: _____ *e-mail: _____
* registration confirmation will be sent to this e-mail address -PRINT CLEARLY

Day phone: () _____ Eve. phone: () _____ FAX: () _____

I am a Physician; Physician-in-training; Sonographer; Other (specify): _____

I am involved with the following: MR; CT; US; Nuc Med; X-ray; MM; other: (specify) _____

| Tuition | Physicians | Residents/Fellows/Sonographers |
|-----------------|--|--|
| Before March 1 | <input type="checkbox"/> \$450; <input type="checkbox"/> \$425 (MTMI member price) | <input type="checkbox"/> \$295; <input type="checkbox"/> \$275 (MTMI member price) |
| After March 1 | <input type="checkbox"/> \$495; <input type="checkbox"/> \$470 (MTMI member price) | <input type="checkbox"/> \$325; <input type="checkbox"/> \$305 (MTMI member price) |
| MTMI membership | <input type="checkbox"/> \$79 (discount effective immediately) | <input type="checkbox"/> \$42.50 (discount effective immediately) |

Total: \$ _____

 Call 800-765-6864 2 weeks before the seminar if you have special needs.

Credit Card # _____ MasterCard Visa

expiration date: _____ Signature: _____

Return to: MTMI ♦ 20900 Swenson Dr., Suite 650 ♦ Waukesha, WI 53186
 800-765-MTMI(6864) or 262-717-9797 for FAX 262-717-9171 or email custservice@mtmi.net
 or register online at www.mtmi.net