



Digital Mammography: A Mammographers Perspective

Instructor:
Shelly Lille', BS, RT(R)(M)

One-Day Seminar

Phoenix, AZ - January 22, 2011
San Francisco, CA - March 12, 2011
Detroit, MI - March 19, 2011
Charlotte, NC - April 9, 2011
Ontario, CA - July 16, 2011
Burlington, ON - September 24, 2011

8 hours of Digital
Mammography
Training
as required by
MQSA

MTMI

Medical Technology
Management Institute

Making Technology Work for You!

About the Seminar

This seminar will give those attending an understanding of the progression of mammography from film-screen to digital. Those working with digital mammography as well as those with little or no knowledge of digital will find this seminar very beneficial.

Educational Objectives

At the completion of this seminar, participants will be able to:

- Restate the history of mammography.
- Differentiate between film-screen and digital mammography.
- Explain the principles of digital mammography production.
- Diagram imaging systems components used to perform Full Field Digital Mammography (FFDM) exams.
- Describe digital breast tomosynthesis and validate DBT exam applications.
- Write a comprehensive QA program for digital mammography.
- Identify the common terminology used in the digital environment.



Who Should Attend

- mammography technologists
- supervisors
- MQSA inspectors
- vendor personnel

Instructor

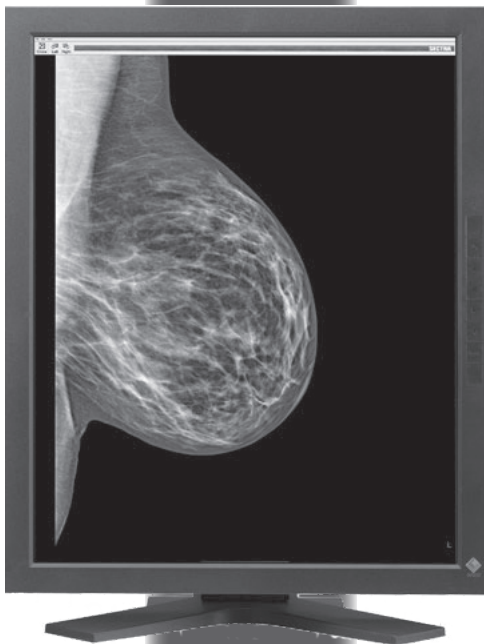


Shelly Lillè, BS, RT(R)(M)

Shelly holds a Bachelor of Science Degree in Education from the State of New York at Cortland, has been an active technologist since 1979, and currently is an independent mammography consultant. For approximately six years, Shelly held the position of Chief Technologist at the world-renowned Wende Logan-Young, MD Breast Clinic in Rochester, New York, where she played a key role in operation of the clinic. Shelly has consulted with manufacturers on the design of mammography systems and has conducted many educational programs for mammographers throughout the United States and Canada. Shelly is co-author of a technique and positioning book on mammography. She has also been a member of the planning committee and faculty of the American College of Radiology's national course on mammography for technologists since 1992. Shelly's extensive knowledge and experience in mammography will make this a very rewarding educational experience.

Continuing Education Credit

This program provides **8 hours of Category A continuing education credit** recognized by the ARRT for radiologic technologists and serves as the **8 hours on Digital Mammography training required by MQSA**. A certificate of attendance will be provided for each individual upon completion of the seminar. All attendees must attend the entire seminar to receive full credit.








Seminar Schedule

- 8:00 am** *Registration and Coffee*
- 8:30 am** **From Film to Digital: A History - A Future**
- 1924 Mammography begins
 - 1924-1965 Non-dedicated equipment
 - 1965-1999 Dedicated equipment
 - 2000 Digital mammography era
 - 2010 Tomosynthesis & future applications
- 9:30 am** *Informal Discussion and Break*
- 9:40 am** **The Who, What, How and Why of Digital**
- Where did digital come from?
 - The digital mammography room
 - How a digital image is created
 - Physics principles of image production
 - The benefits of digital imaging
 - Peripheral equipment
 - printers
 - physician workstation
 - review station
 - PACS
- 12:00 pm** *Lunch (on your own)*
- 1:00 pm** **DBT: An Introduction to Digital Breast Tomosynthesis**
- Basis for performing tomosynthesis
 - Physics principles of tomosynthesis
 - 3 designs of tomosynthesis units
 - Benefits of tomosynthesis
 - Beyond tomosynthesis
- 2:30 pm** *Informal Discussion and Break*
- 2:40 pm** **Q & A of Digital QC**
- No standardization
 - Various manufacturer's QC requirements
 - Medical physicist's tests
 - Website assistance from FDA and ACR
- 3:30 pm** **The New Language of Digital Mammography**
- Digital terminology
 - Common and uncommon definitions
 - How to use and not mis-use your new language
- 4:30 pm** *Adjourn*

Registration

To register for this seminar:

-  go to www.mtmi.net or
-  complete the registration form below and
-  mail it with your tuition to **MTMI**, or
-  call **(800) 765-6864** using MasterCard or Visa, or
-  fax the form to **(262) 717-9171** w/credit card info

- Refunds, minus a \$30 processing fee, will be granted for cancellations received prior to the Tuesday before the seminar.
- Cancellations received after the Tuesday preceding the seminar will receive a credit toward a future **MTMI**, seminar, minus the \$30 processing fee. No refunds will be made after the seminar.

Registration Discounts:

Group discounts:

- 3-5 attendees receive a 5% discount on each registration
 - 6+ attendees receive a 10% discount on each registration
- The discount is not applicable if the tuition is paid by purchase order. For student rates, contact **MTMI**. Members of **MTMI**, receive a 10% discount.

MTMI reserves the right to cancel any scheduled program because of low advance registration or other reasons.

MTMI's liability is limited to a refund of any program tuition paid. **MTMI** recommends that attendees use refundable airline tickets. In case of cancellation of a seminar for any reason, **MTMI** is not responsible for travel costs incurred by attendees including non-refundable airline tickets.

Membership

Membership in the Medical Technology Management Institute includes:

- discounts on **MTMI** services
- member newsletter
- web access to **MTMI** records
- yearly transcripts
- special benefits throughout the year exclusive to members

Save up to \$44 off the registration fee!

- Check the membership box on the registration form or call **MTMI** at 800-765-6864.
- Seminar discount effective immediately.
- Annual membership dues for technologists are \$45.

Location and Accommodations

Specific location and accommodation information will be listed on our website as soon as arrangements have been made.

Please go to:

www.mtmi.net

or call

800-765-6864

Become a MTMI Member, organize a group and save!

Registration Form *Digital Mammography: A Mammographer's Perspective*

Please Print Clearly - This is how your name will appear on your certificate.

sales/promo code:
date/city:

Name: _____ degree/title _____

Home Address _____ City _____

State: _____ Zip code: _____ *e-mail _____

* registration confirmation will be sent to this e-mail address - **print clearly**

Day phone () _____ Eve. phone () _____ FAX () _____

Credit Card Number _____ Master Card Visa Check

Expiration Date _____ Signature _____

Please enclose payment by credit card or check made out to **MTMI**:

- \$45 Yes! Enroll me in an Annual **MTMI** membership (discount effective immediately)

Regular price: \$189 (**MTMI** members \$171) - within 14 days of seminar

Advance price: \$179 (**MTMI** members \$161) - 14+ days before seminar

Regular Canadian price: \$239 CAD (**MTMI** members \$219 CAD) - within 14 days of seminar

Advance Canadian price: \$219 CAD (**MTMI** members \$199 CAD) - 14+ days before seminar

At-the-door price: \$199 (**MTMI** members \$179)

Group discount: 3-5 attendees (5%) 6 or more attendees (10%)

Total:
\$ _____



Call 800-765-6864
2 weeks before the
seminar if you
have special needs.

Return to: **MTMI** ♦ 20900 Swenson Dr., Suite 650 ♦ Waukesha, WI 53186

800-765-**MTMI**(6864) or 262-717-9797 or fax 262-717-9171 or e-mail custservice@mtmi.net

Your satisfaction with **MTMI** programs is guaranteed, a guarantee we are confident you won't need to use.